



Acoustic Fluid Logger IV with Dynamometer




Quick Clamp Load Cell



40K Horseshoe Load Cell



String Transducer



Motor Current Clamp



Fluid Logger components

- Pressure Pulse Gas Gun
- Microphone cable
- CO2 bottle & charge hose
- Pressure Transducer
- Sage AFL Software

Dynamometer components

- Horseshoe Load Cell Transducer
- Quick Clamp Load Cell Transducer
- Motor Current Clamp Transducer
- String Transducer
- Sage DYN Software

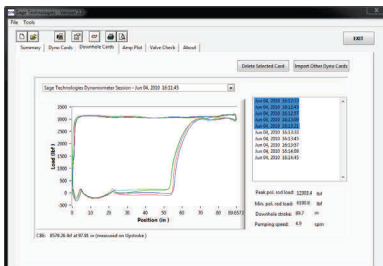
Dual duty: find fluid levels & analyze pump performance

AFL IV with Dynamometer does dual duty on pumping wells, with easy to use software and electronics that identifies fluid levels and gather polished rod load and stroke measurements, giving you the information you need to diagnose well problems that could slow or halt production.

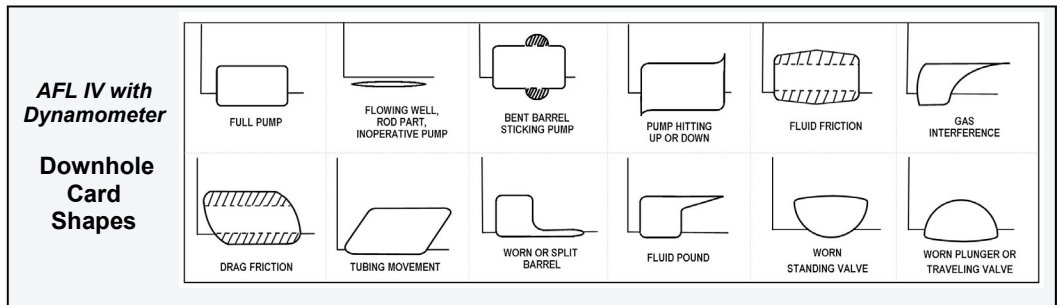
During the dynamometer test, Sage DYN onscreen cards, like the one shown below left, can detect numerous problems such as **leaking valves, leaking tubing or leaking pump barrel, damaged tubing, friction between the tubing and the sucker rod string, stuffing box friction, and paraffin accumulation.** The software compiles all dynamometer testing data into a printable report which shows dyno cards, valve checks and the amp plot, giving you the information you need to detect existing and potential problems on a pumping well.

AFL IV with Dynamometer utilizes your computer and your choice of the 40K Horseshoe Load Cell or Quick Clamp Load Cell, String Transducer and Motor Current Clamp. After entering rod string data, **the surface and downhole cards are both displayed onscreen while running the Dynamometer test.** Basic dyno card shapes and associated identifiable problems are shown in the chart below.

During the fluid level test, the AFL IV with Dynamometer uses the Pressure Transducer to find casing pressure, then delivers a fluid level shot from the Pressure Pulse Gas Gun, 1,500 or 3,000 psi, and **displays the fluid level onscreen.** Software produces a report which shows the fluid level and calculates gas free fluid level and bottomhole pressure, plus calculated production at varying pressures and liquid levels, which aids in enhancing production.



Fluid Pound Dynamometer card



Downhole dynamometer cards make diagnosis of well problems easier

Sage Technologies, Inc.

1021 S. Main St., Ste. 105
Grapevine, Texas USA 76051

Phone: 817-488-2579
Fax: 817-421-0607
Tollfree in U.S.: 877-488-2579

Email: info@sageoiltools.com
Website: www.sageoiltools.com

AFL IV with Dynamometer

Well analysis increases production & decreases downtime



AFL IV with Dynamometer does dual duty on pumping wells, offering all components and software necessary to evaluate the efficiency of the pumping unit and to determine the depth of the fluid level. **Fluid level and pumping unit tests on your wells lets you build a comparative record which can reveal changes in well conditions.**

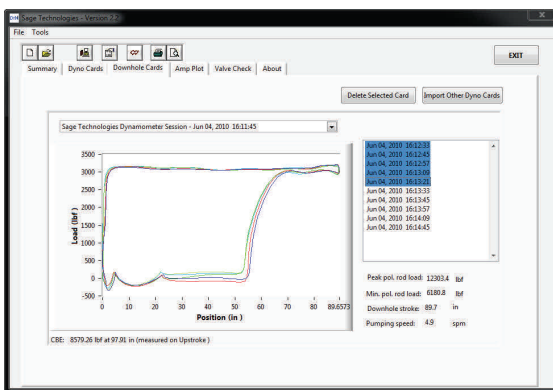
The AFL IV with Dynamometer uses Sage DYN and Sage AFL Windows based software which offers simple and unlimited installation, for loading on office computers, field portables, and any other computers. Reports from each well can also be stored and emailed as .pdf files.

Sage DYN Software

- Records surface and downhole pump cards and standing and traveling valve checks, counterbalance and pump leakage calculations, to find problems before costly downtime and lost production.

Sage AFL Software

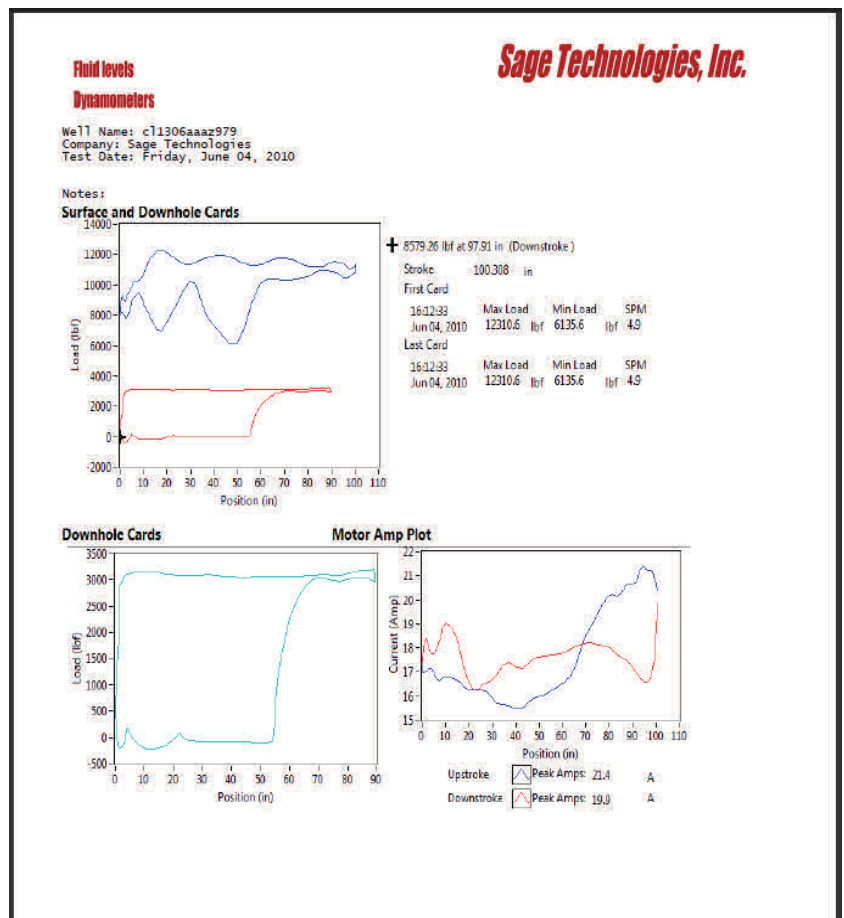
- Records the fluid level and calculates pump intake pressure, gas free fluid level and bottom hole pressure, which aids in proper well unloading.



Sample Dynamometer Card shows fluid pound in pumping unit by analysis of load and stroke data. Successive tests overlay for comparison.



Sample Fluid Level shows compressed gas shot (red line), fluid level (blue), and second reflection of fluid (green).



Above: Sample first page of AFL IV with Dynamometer Report created after completing dynamometer test on a well; shows Surface and Downhole dynamometer cards and Motor Amp Plot

Order a modern well monitoring system today and boost production

Sage Technologies, Inc.

1021 S. Main St., Ste. 105
Grapevine, Texas USA 76051

Phone: 817-488-2579
Fax: 817-421-0607
Tollfree in U.S.: 877-488-2579

Email: info@sageoiltools.com
Website: www.sageoiltools.com